

CA7RIEL & Paco Amoroso - DUMBAI (Tiny Desk version)

tom:
Abm
Abm7
 Cuando ella baila
Gbm7 B
 Se le ve, se le ve
Eadd9
 Debajo esa minifalda
Bb4 Eb7
 Quiero ver, quiero ver
 Que rebote
Abm7
 Dum, dum, dum, dum, dum, dumbai
Gbm7 B
 Dum, dum, dum, dum, dum, y rompe
Eadd9
 Dum, dum, dum, dum, dum, dumbai
Bb4 Eb7
 Hoy te voy a hacer llorar
Abm7 **Gbm7**
 Si ella me mata, no voy pa'l gulag
B **Eadd9**
 Hoy te voy a comer, aunque sea gula
A#2
 Ese culo, imposible de disimular
Eb7
 Voy a abrir la caja de bombone'
Abm7 **Gbm7**
 Ella lo prendió y me puso a volar
B **Eadd9**
 La noche como vos es espectacular
A#2
 Ya no importa donde, no importa el lugar
Eb7
 Y no voy a usar lo' condone'
Abm7
 Baby
Gbm7 B
 Ahí abajo hace calor
Eadd9
 Yo traje el v?ntilador
Bb4 Eb7
 Para darte las buenas noche'
Abm7
 Más linda
Gbm7 B
 P?ro es algo superior
Eadd9
 Hasta que se esconde el sol
Bb4 Eb7
 Nos usamo' de bloqueador
Abm7
 Cuando ella baila
Gbm7 B
 Se le ve, se le ve
Eadd9
 Debajo esa minifalda
Bb4 Eb7
 Quiero ver, quiero ver
 Que rebote
Abm7
 Dum, dum, dum, dum, dum, dumbai
Gbm7 B
 Dum, dum, dum, dum, dum, y rompe
Eadd9
 Dum, dum, dum, dum, dum, dumbai
Bb4 Eb7
 Hoy te voy a hacer llorar
Abm7
 Dum, dum, dum, dum, dum, dumbai
Gbm7 B
 Dum, dum, dum, dum, dum, y rompe
Eadd9
 Dum, dum, dum, dum, dum, dumbai
Bb4 Eb7
 Hoy te voy a hacer llorar
Abm7
 Dum, dum, dum, dum, dum, dumbai
Gbm7 B
 Dum, dum, dum, dum, dum, y rompe
Eadd9
 Dum, dum, dum, dum, dum, dumbai
Bb4 Eb7
 Hoy te voy a hacer

Dum, dum, dum, dum, dum, dumbai
Bb4 Eb7
 Hoy te voy a hacer llorar
 Cuando quiera', yo te paso má'
Gbm7 B
 Te doy duro con el toque suave
Eadd9
 Siempre vuelvo al mismo lugar
A#2 Eb7
 El chanteo que mejor me sale

Abm7
 Muchos gastan una bala ahí
Gbm7 B
 Pero Dios me eligió a mí
Eadd9
 Vamo' a hacerno' cosa' loca'
A#2 Eb7
 Mil maneras antes de morir

Abm7
 Baby
Gbm7 B
 Ahí abajo hace calor
Eadd9
 Yo traje el v?ntilador
Bb4 Eb7
 Para darte las buenas noche'

Abm7
 Más linda
Gbm7 B
 P?ro es algo superior
Eadd9
 Hasta que se esconde el sol
Bb4 - Eb7
 Nos usamo' de bloqueador

Abm7
 Cuando ella baila
Gbm7 B
 Se le ve, se le ve
Eadd9
 Debajo esa minifalda
Bb4 Eb7
 Quiero ver, quiero ver

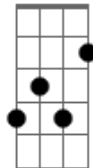
Abm7
 Dum, dum, dum, dum, dum, dumbai
Gbm7 B
 Dum, dum, dum, dum, dum, y rompe
Eadd9
 Dum, dum, dum, dum, dum, dumbai
Bb4 Eb7
 Hoy te voy a hacer llorar

Abm7
 Dum, dum, dum, dum, dum, dumbai
Gbm7 B
 Dum, dum, dum, dum, dum, y rompe
Eadd9
 Dum, dum, dum, dum, dum, dumbai
Bb4 Eb7
 Hoy te voy a hacer llorar

Abm7
 Dum, dum, dum, dum, dum, dumbai
Gbm7 B
 Dum, dum, dum, dum, dum, y rompe
Eadd9
 Dum, dum, dum, dum, dum, dumbai
Bb4 Eb7
 Hoy te voy a hacer

Acordes

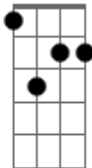
Abn



© ukulele-chords.com

Detailed description: A 4-string ukulele fretboard diagram for the Abn chord. The strings are numbered 1 to 4 from top to bottom. Frets are numbered 1 to 4 from left to right. The chord is formed by pressing the 1st fret on strings 1 and 2, the 2nd fret on string 3, and the 3rd fret on string 4.

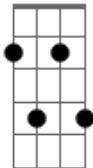
Abn7



© ukulele-chords.com

Detailed description: A 4-string ukulele fretboard diagram for the Abn7 chord. The strings are numbered 1 to 4 from top to bottom. Frets are numbered 1 to 4 from left to right. The chord is formed by pressing the 1st fret on strings 1 and 2, the 2nd fret on string 3, the 3rd fret on string 4, and the 4th fret on string 1.

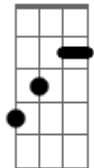
Gbn7



© ukulele-chords.com

Detailed description: A 4-string ukulele fretboard diagram for the Gbn7 chord. The strings are numbered 1 to 4 from top to bottom. Frets are numbered 1 to 4 from left to right. The chord is formed by pressing the 1st fret on strings 1 and 2, the 2nd fret on string 3, the 3rd fret on string 4, and the 4th fret on string 2.

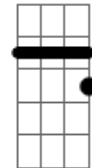
B



© ukulele-chords.com

Detailed description: A 4-string ukulele fretboard diagram for the B chord. The strings are numbered 1 to 4 from top to bottom. Frets are numbered 1 to 4 from left to right. The chord is formed by pressing the 1st fret on strings 1 and 2, the 2nd fret on string 3, and the 3rd fret on string 4. A thick horizontal bar is drawn across strings 2 and 3 at the 3rd fret.

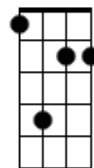
Eb7



© ukulele-chords.com

Detailed description: A 4-string ukulele fretboard diagram for the Eb7 chord. The strings are numbered 1 to 4 from top to bottom. Frets are numbered 1 to 4 from left to right. The chord is formed by pressing the 1st fret on strings 1 and 2, the 2nd fret on string 3, and the 3rd fret on string 4. A thick horizontal bar is drawn across strings 1 and 2 at the 2nd fret. A '3' symbol is placed above the 3rd fret on string 4.

Eadd9



© ukulele-chords.com

Detailed description: A 4-string ukulele fretboard diagram for the Eadd9 chord. The strings are numbered 1 to 4 from top to bottom. Frets are numbered 1 to 4 from left to right. The chord is formed by pressing the 1st fret on strings 1 and 2, the 2nd fret on string 3, and the 3rd fret on string 4. A thick horizontal bar is drawn across strings 1 and 2 at the 1st fret.