

Black Stone Cherry - Can't You See

Tom: G

^D
Gonna take a freight train
^C
Down at the station
^G ^D
And I don't care where it goes
^D
Gonna climb a mountain
^C
The highest mountain, Lord
^G ^D
Gonna jump off, and nobody gonna know

^D ^C
Can't you see, whoa, can't you see
^G ^D
What that woman, she been doin' to me
^D ^C
Can't you see, whoa, can't you see
^G ^D
What that woman, she been doin' to me

^D
I'm gonna find me
^C
A hole in the wall
^G
I'll crawl inside and die
^D
'Cause my lady
^C
A mean ol' woman, Lord

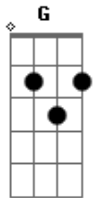
^G
She never told me goodbye

^D ^C
Can't you see, whoa, can't you see
^G ^D
What that woman, she been doin' to me
^D ^C
Can't you see, whoa, can't you see
^G ^D
What that woman, she been doin' to me

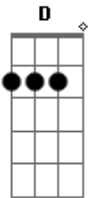
^D
I'm gonna take a southbound
^C
Down to Georgia, now
^G
I ain't never coming back
^D
I'm gonna buy me a ticket, Lord
^C
And go as far as I can
^G
Till that train run out of track

^D ^C
Can't you see, whoa, can't you see
^G ^D
What that woman, she been doin' to me
^D ^C
Can't you see, whoa, can't you see
^G ^D
What that woman, she been doin' to me

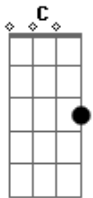
Acordes



© ukulele-chords.com



© ukulele-chords.com



© ukulele-chords.com