

# Black Sabbath - The Wizard

Tom: A

Words and Music by Iommi, Butler, Ward, Osbourne  
Transcribed by Slowhand

Gtr I (E A D G B E) - 'Distortion gtr.'  
Gtr II (E A D G B E) - 'Distortion gtr.2'

Intro: Q=160

4/4  
Gtr I  
Wx6

A C A C N.C.

4/4  
H H Q Q H Q Q Q E E E E a Q Q E E

4x

W W E E S S S S E E S S S S a E Q. a

H

E E E E E Q E E Q a H Q. E E E E E E E E

a H

E E E E E E E E E E a H W

\$

\$ \$

A C A C N.C.

H H Q Q H Q Q Q E E

Verse

E E a Q Q E E W W Q Q H

A

H H Q Q H W Q Q H

Bb A A

H H Q Q H W Q Q H

Bb A A

-----	-----	-----	-----
-----	-----	-----	-----
7-7-	6-6-	-----	6-6-
8-7-	7-7-	-----	7-7-
8-7-	7-7-	-----	7-7-
6-5-	5-5-	-----	5-5-

Gtr II

W W H Q E E W

-----	-----	-----	-----
-----	-----	-----	-----
-----	-----	-----	-----
-----	-----	-----	-----
-----	-----	-----	-----
-----	-----	-----	-----

H H Q Q H W Q Q H

Bb A A

-----	-----	-----	-----
-----	-----	-----	-----
7-7-	6-6-	-----	6-6-
8-7-	7-7-	-----	7-7-
8-7-	7-7-	-----	7-7-
6-5-	5-5-	-----	5-5-

W H Q E E H. S S E W

-----	-----	-----	-----
-----	-----	-----	-----
-----	-----	-----	-----
-----	-----	-----	-----
-----	-----	-----	-----
-----	-----	-----	-----

-----	-----	-----	-----
-----	-----	-----	-----
-----	-----	-----	-----
-----	-----	-----	-----
-----	-----	-----	-----
-----	-----	-----	-----

H H Q Q H W Q Q H

Bb A A

-----	-----	-----	-----
-----	-----	-----	-----
-----	-----	-----	-----
-----	-----	-----	-----
-----	-----	-----	-----
-----	-----	-----	-----

W H Q E E W W

-----	-----	-----	-----
-----	-----	-----	-----
-----	-----	-----	-----
-----	-----	-----	-----
-----	-----	-----	-----
-----	-----	-----	-----

Chorus

H H Q Q H W C B A E E E E Q E

Bb A A

-----	-----	-----	-----
-----	-----	-----	-----
-----	-----	-----	-----
-----	-----	-----	-----
-----	-----	-----	-----
-----	-----	-----	-----

W W W W

-----	-----	-----	-----
-----	-----	-----	-----
-----	-----	-----	-----
-----	-----	-----	-----
-----	-----	-----	-----
-----	-----	-----	-----

ToTo Dbl. CodD.S. al Coda &

W 3x E E E E E Q E W W

C B A

Guitar Solo

A Bb A

Gtr I

Q Q H H H Q Q H W

-----	-----	-----	-----	-----
-----	-----	-----	-----	-----
-----	-----	-----	-----	-----
-----	-----	-----	-----	-----
-----	-----	-----	-----	-----
-----	-----	-----	-----	-----

Gtr II

W W Q Q S S S S S S S S H H

-----	-----	-----	-----	-----
-----	-----	-----	-----	-----
-----	-----	-----	-----	-----
-----	-----	-----	-----	-----
-----	-----	-----	-----	-----
-----	-----	-----	-----	-----

A Bb

Q Q H H H

-----	-----	-----	-----
-----	-----	-----	-----
-----	-----	-----	-----
-----	-----	-----	-----
-----	-----	-----	-----
-----	-----	-----	-----

```

-6-----6-----|-----7-----|
-7-----7-----|-----8-----|
-7-----7-----|-----8-----|
-5-----5-----|-----6-----|

|-3-| |-3-|
E E E E E E S S S S S S S S S S S E E H
-----5-8p5-8p5-----|-----8p5-5-----|
-----5h7-----|-----7p5-----|
-7-5-7-----|-----|
-----|-----|
-----|-----|

```

```

A
Q Q H W
-----|-----|
-----|-----|
-6-----|-----|
-7-----|-----|
-7-----|-----|
-5-----|-----|

E E Q E E S S S S S S E E E E E Q
-----5-----|-----|
-5-----8-5-----|-----|
-7b9-----7pb9r7p5h7-7p5-7-7b9-7b9-7-|
-----|-----|
-----|-----|
-----|-----|

```

```

A Bb A
Q Q H H H Q Q H
W
-----|-----|
-----|-----|
-6-----6-----|-----7-----|-----6-----|
-7-----7-----|-----8-----|-----7-----|
-7-----7-----|-----8-----|-----7-----|
-5-----5-----|-----6-----|-----5-----|

H E E Q E E S S S S S E E E E E E E E E E
E E E a H
-----5-----|-----|
-----5-----|-----8-5-----|-----|
-----7b9-----|-----7pb9r7p5h7-7p5-5-----|-----5-----|
-----7-----|-----7p5-----5h7-----|-----|
-7-5-----5h7-----|-----7-----|-----|
-----7-----|-----|
-----|-----|

```

```

A Bb A
Q Q H H H Q Q H
W
-----|-----|
-----|-----|
-6-----6-----|-----7-----|-----6-----|
-7-----7-----|-----8-----|-----7-----|
-7-----7-----|-----8-----|-----7-----|
-5-----5-----|-----6-----|-----5-----|

E E Q Q Q E E E E E E E E E E E Q H.
Q

```

```

-----|-----|-----|-----|
-----|-----|-----|-----|
-----|-----|-----|-----|
-----|-----|-----|-----|
-----5-----|-----5h7-----|-----7p5-----7-7-----|-----|
-----|-----|-----|-----|
|-5h7-----5-3-|-5s7-----|-----7-----|-----|
-----|-----|-----|-----|
-----|-----|-----|-----|

```

D.S.S. al Dbl. Coda

```

A C A C
H H Q Q H Q Q Q E E E E a Q Q E E
4x
&& 1.,2.,3.
W A C A C N.C.
Q E E H H Q Q H Q Q Q E E E E a Q
4.
N.C. C N.C. C
E E a Q Q E E Q Q Q E E E E a Q Q E E Q Q Q.
E
E E a Q Q E E Q Q H W

```

Duration Legend

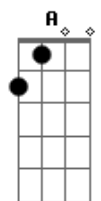
W - whole; H - half; Q - quarter; E - 8th; S - 16th; T - 32nd; X - 64th; a - acciaccatura  
 - note tied to previous; . - note dotted; .. - note double dotted  
 Uncapitalized letters represent notes that are staccato (1/2 duration)  
 Irregular groupings are notated above the duration line  
 Duration letters will always appear directly above the note/fret number it represents the duration for. Duration letters with no fret number below them represent rests. Multi-bar rests are notated in the form Wxn, where n is the number of bars to rest for. Low melody durations appear below the staff

Tablature Legend

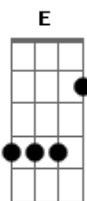
h - hammer-on  
 p - pull-off  
 b - bend  
 pb - pre-bend  
 r - bend release (if no number after the r, then release immediately)  
 / - slide into or out of (from/to "nowhere")  
 s - legato slide  
 S - shift slide  
 - natural harmonic  
 [n] - artificial harmonic  
 n(n) - tapped harmonic  
 ~ - vibrato  
 tr - trill  
 T - tap  
 TP - trem. picking  
 PM - palm muting  
 n/ - tremolo bar dip; n = amount to dip  
 n - tremolo bar down  
 n/ - tremolo bar up  
 /n - tremolo bar inverted dip  
 = - hold bend; also acts as connecting device for hammers/pulls  
 - volume swell (louder/softer)  
 x - on rhythm slash represents muted slash  
 o - on rhythm slash represents single note slash

Por André Arruda Rangel

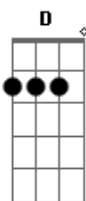
# Acordes



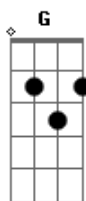
© ukulele-chords.com



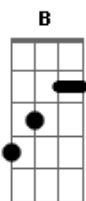
© ukulele-chords.com



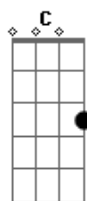
© ukulele-chords.com



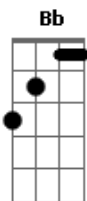
© ukulele-chords.com



© ukulele-chords.com



© ukulele-chords.com



© ukulele-chords.com