

Bad Religion - Scrutiny

SCRUTINY (Bassline)
(From the 2007 Album NEW MAPS OF HELL)

Transcribed by Whoabot

Gtr I (E A D G) - 'Untitled'

Intro: Q=154

4/4

Gtr I

E S E S E E E E E E S E S E E E E E E S E S E E E E E
E S E S E q Q

Tablature for Gtr I, Intro section. Includes rhythmic notation like |-----3-3-3-3-3-| and fret numbers like |0-0-0-0-0-0-0-0-|.

Verse

E S E S E E E q E S E S E E E q
|-----|-----|
|5-5-5-5-5-5-5-5-|5-5-5-5-5-5-5-5-|

E S E S E E S E E E S E E E E E E
|-----|-----|
|-----3-----|
|-----3-3-3-3-0-3-0-3-|
|1-1-1-1-1-1-1-1-1-1-|-----|

E S E S E E E q E S E S E E E E E
|-----|-----|
|5-5-5-5-5-5-5-5-|5-5-5-5-5-5-5-3-|

E S E S E E S E S E E S E E E E S S S S
|-----|-----||
|1-1-1-1-1-1-1-1-1-1-|3-3-3-3-0-3-3-3-3-3-3-||

Pre-Chorus

E S E S E E E Q E S E S E E S E S E
|-----|-----|
|5-5-5-5-5-5-5-3-|1-1-1-1-1-1-1-1-1-1-|

E S E S E E S E S E E S E E E S E S E
|-----|-----|
|-----3-3-3-3-3-3-3-3-3-3-|
|1-1-1-1-1-1-1-1-1-1-|-----|

E S E S E E S E S E E S E E E S E S E
|-----|-----|
|5-5-5-5-0-1-1-1-1-1-|-----3-3-3-3-3-|
|-----1-1-1-1-1-|-----|

E S S S S E E S E S E E E E H
|-----|-----|
|5-5-5-5-5-5-5-5-5-5-5-|5-S12-S17\-----||

Chorus

E S E S E E S E S E E S E E E S E S E
|-----|-----|
|o-----|-----o|
|o-1-1-1-1-1-1-1-1-1-1-|3-3-3-3-3-5-5-5-5-0-0-|
|-----1-1-1-1-1-1-|-----|

E S E S E E S E S E E S E E E S E S E
|-----|-----|

|-----3-3-3-3-3-|-----|
1-1-1-1-1-1-1-1-1-1-	3-3-3-3-3-5-5-5-5-5-

E E E E E E E E H H E E E E E E E E E E E E
E E

Tablature for Gtr I, Verse section. Includes rhythmic notation like |-----|-----| and fret numbers like |0-0-0-0-0-0-0-0-|.

Pre-Verse

E S E S E E E E E E S E S E E E E E E
|-----|-----|
|3-3-3-3-3-3-3-3-3-3-|3-3-3-3-3-3-3-3-3-3-|

E S E S E E E E E E S E S E E E S E S E
|-----|-----|
|3-3-3-3-3-3-3-3-3-3-|3-3-3-3-3-3-3-3-3-3-|

Verse

E S E S E E E q E S E S E E E q
|-----|-----|
|5-5-5-5-5-5-5-5-5-|5-5-5-5-5-5-5-5-5-|

E S E S E E S E S E E S E E E E E E
|-----|-----|
|-----3-----|
|-----3-3-3-3-0-3-3-0-|
|1-1-1-1-1-1-1-1-1-1-|-----|

E S E S E E E q E S E S E E E E E
|-----|-----|
|5-5-5-5-5-5-5-5-5-|5-5-5-5-5-5-5-5-3-|

E S E S E E S E S E E S E E E E S S S S
|-----|-----||
|1-1-1-1-1-1-1-1-1-1-|3-3-3-3-0-3-3-3-3-3-3-3-||

Pre-Chorus

E S E S E E E Q E S E S E E S E S E
|-----|-----|
|5-5-5-5-5-5-5-3-|1-1-1-1-1-1-1-1-1-1-|

E S E S E E S E S E E S E E E S E S E
|-----|-----|
|-----3-3-3-3-3-3-3-3-3-3-|
|1-1-1-1-1-1-1-1-1-1-|-----|

E S E S E E S E S E E S E E E S E S E
|-----|-----|
|5-5-5-5-0-1-1-1-1-1-|-----3-3-3-3-3-|
|-----1-1-1-1-1-|-----|

E S S S S E E S E S E E E E E E E
|-----|-----|
|-----5-7-5-----|
|5-5-5-5-5-5-5-5-5-5-|5-7-7-6-5-5-5-5-5-5-|
|-----5-----|

Chorus

E S E S E E S E S E E S E E E S E S E

```

|-----|-----|
|o-----|-----o|
|o-1-1-1-1-1-----|3-3-3-3-3-5-5-5-5-0-0|
|-----1-1-1-1-1-----|-----|

```

E S E S E E S E S E E S E S E E S E S E

```

|-----|-----|
|-----3-3-3-3-3-----|-----|
|-1-1-1-1-1-----|3-3-3-3-3-5-5-5-5-5-|
|-----|-----|

```

E E E E E E E E H H E E E E E E E E E E E E E

```

|-----|-----|-----|-----|
|----||-----|-----|-----|-----|
|-----|-----|-----|-----|
|-----|-----|-----|-----|
|-0-0-0-0-0-0-0-0-0-|-1-3-|-1-1-1-1-1-1-1-1-1S|=8-8-8-8-|-
|-----|-----|-----|-----|
|-9-9-9-9-||-----|-----|-----|

```

Guitar Solo

E S E S E E S E S E E S E S E E S E S E

```

|-----|-----|
|-5-5-5-5-0-1-1-1-1-1-1-----|-----3-3-3-3-3-----|
|-----|-----|
|-----|-----|
|-5-5-5-5-0-1-1-1-1-1-1-----|-----3-3-3-3-3-----|
|-----|-----|

```

E S E S E E S E S E E S E S E E S E S E

```

|-----|-----|
|-----|-----|
|-5-5-5-5-0-1-1-1-1-1-1-----|-----3-3-3-3-3-----|
|-----|-----|

```

E S E S E E S E S E E S E S E E S E S E

```

|-----|-----|
|-----|-----|
|-5-5-5-5-0-1-1-1-1-1-1-----|-----3-3-3-3-0-----|
|-----|-----|

```

E S E S E E S E S E E E E E E E E

```

|-----|-----||
|-----5-----||
|-0-0-0-0-0-0-0-0-0-0-0-0-|-0-3-||
|-----|-----||

```

Verse

E S E S E E S E S E E S E S E E S E S E

```

|-----|-----|
|-5-5-5-5-5-5-5-5-5-5-5-5-|-5-5-5-5-5-5-5-5-5-5-5-5-|
|-----|-----|

```

E S E S E E S E S E E S E S E E E E E

```

|-----|-----| |
|---|---|---|
|-1-1-1-1-1-1-1-1-1-1-1-1-|-3-3-3-3-0-3-3-3-0-3-3-0-3-||
|-----|-----|

```

E S E S E E E q E S E S E E E E E

```

|-----|-----|
|-5-5-5-5-5-5-5-5-5-5-|-5-5-5-5-5-5-5-5-5-3-|
|-----|-----|

```

E S E S E E S E S E E S E S E E E E E

```

|-----|-----| |
|---|---|---|
|-1-1-1-1-1-1-1-1-1-1-1-1-|-3-3-3-3-0-3-0-3-0-3-0-||
|-----|-----|

```

Pre-Chorus

E S E S E E E Q E S E S E E S E S E

```

|-----|-----|
|-----|-----|
|-5-5-5-5-5-5-5-5-3-|-1-1-1-1-1-1-1-1-1-1-1-1-|
|-----|-----|

```

E S E S E E S E S E E S E S E E E E E

```

|-----|-----|
|-----|-----|
|-1-1-1-1-1-1-1-1-1-1-1-1-|-3-3-3-3-3-3-3-3-3-3-3-3-|
|-----|-----|

```

E S E S E E S E S E E S E S E E S E S E

```

|-----|-----|
|-----|-----|

```

```

|-----|-----|
|-5-5-5-5-0-1-1-1-1-1-1-1-1-|-3-3-3-3-3-3-3-3-3-3-3-3-3-|
|-----|-----|

```

E S S S E E S E S E E E E E E E E

```

|-----|-----||
|-----7-----7-6-5-----||
|-5-5-5-5-5-5-5-5-5-5-5-5-5-5-|-7-5-3-3-3-3-3-3-3-3-3-3-3-3-||
|-----|-----||

```

Out-Chorus

E S E S E E S E S E E S E S E E S E S E

```

|-----|-----|-----|-----|
|o-----|-----|-----|-----o|
|o-1-1-1-1-1-----|3-3-3-3-3-5-5-5-5-0-0|
|-----|-----|-----|-----|

```

E S E S E E S E S E E S E S E E S E S E

```

|-----|-----|
|-----3-3-3-3-3-----|-----|
|-1-1-1-1-1-----|3-3-3-3-3-5-5-5-5-5-|
|-----|-----|

```

E E E E E E E E H H E E E E E E E E E E E E E

```

|-----|-----|-----|-----|
|----||-----|-----|-----|-----|
|-----|-----|-----|-----|
|-----|-----|-----|-----|
|-0-0-0-0-0-0-0-0-0-|-1-3-|-1-1-1-1-1-1-1-1-1S|=8-8-8-8-|-
|-----|-----|-----|-----|
|-9-9-9-9-||-----|-----|-----|

```

Outro

E S E S E E E q E S E S E E E q E S E S E E E q

```

|-----|-----|-----| |
|---|---|---|---|
|-5-5-5-5-5-5-5-5-5-5-|-8-8-8-8-8-8-8-8-8-8-8-8-|-7-7-7-7-7-7-7-7-7-7-7-7-||
|-----|-----|-----|

```

E S E S E E E E W

```

|-----|-----|
|-12-12-12-12-12-12-12-12p-|-----|
|-----|-----|
|-----|-----|

```

Duration Legend

- note tied to previous; . - note dotted; .. - note double dotted
Uncapitalized letters represent notes that are staccato (1/2 duration)
Irregular groupings are notated above the duration line
Duration letters will always appear directly above the note/fret number it represents the duration for. Duration letters with no fret number below them represent rests. Multi-bar rests are notated in the form Wxn, where n is the number of bars to rest for. Low melody durations appear below the staff

Tablature Legend

h - hammer-on
p - pull-off
b - bend
pb - pre-bend
r - bend release (if no number after the r, then release immediately)
/\ - slide into or out of (from/to "nowhere")
s - legato slide
S - shift slide
- - natural harmonic
n(n) - tapped harmonic
~ - vibrato
tr - trill
T - tap
TP - trem. picking
PM - palm muting
\n/ - tremolo bar dip; n = amount to dip
\n - tremolo bar down
/n - tremolo bar up
/n\ - tremolo bar inverted dip
= - hold bend; also acts as connecting device for hammers/pulls
- volume swell (louder/softer)

Misc Legend

| - bar

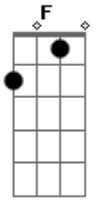
||o - repeat start

o|| - repeat end

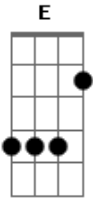
: - bar (freetime)

& - Coda

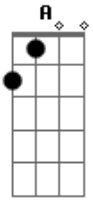
Acordes



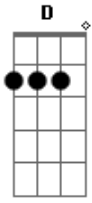
© ukulele-chords.com



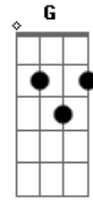
© ukulele-chords.com



© ukulele-chords.com



© ukulele-chords.com



© ukulele-chords.com