

# Angra - Millennium Sun

Tom: D

(Piano) - Adaptado para tablatura, cifras:

Dm F Am (C Am) Dm E7 D Am Bm  
 An eagle breaks the silence  
 Dm F Am Am (C Am)  
 And overflies the field  
 Dm E7 Am G  
 My eyes will try to follow  
 D Am Bm C  
 Till it vanishes away

Dm F Am (C Am)  
 Like candles in the darkness  
 Dm F Am Am (C Am)  
 We fight against the wind  
 Dm E7 Am G  
 Devotion to your idols  
 D Am Bm C  
 Soon will overthrow the king

(solo violino) - Adaptado para tablatura

(pre intro)

(intro guita)

1 2

Dbm  
 Out of order  
 Taming borders  
 Gb  
 Tearing down the fences  
 B  
 On and on and after all  
 Dbm  
 The century has gone  
 Racisme jumble  
 Turbulence  
 Gb A  
 My eyes believe we have gone to the end  
 E G  
 (ORDINARY EARTH) ORDINARY EARTH  
 D A  
 SAILING THROUGH THE SPACE  
 Dbm  
 Population Alienation  
 Gb  
 Losing all affection  
 B  
 Calling on to heaven's hope  
 Dbm  
 To watch for my protection  
 Out of luck

Potential struck  
 Gb  
 Remote controlled  
 A  
 By T.V. Again  
 E G  
 (Carries human souls) Carries human souls  
 G D Bm7 Bm  
 Lead us to the journey of our fate

E B  
 SO COME MILLENIUM SUN  
 C  
 Won't you show us the way  
 B A  
 Future's begun  
 G B  
 So words from my mouth come  
 Whispering for your

return

Solo1 Kiko Loureiro: (Dbm A B E Gbm Abm A B )4x  
 Solo2 Rafael (C Bm7 Dm Am C Bm7 Bb Am C )

Solo 1 Kiko Loureiro

Solo2 Rafael

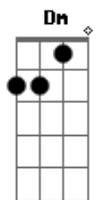
T T T

D G E A  
 Pictures a sunset on the lake  
 D G E Fm  
 Mirrors of crystal your portrait  
 Dm B  
 Walking on this field while I wait

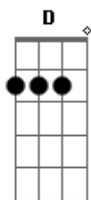
E B  
 SO COME MILLENIUM SUN  
 C  
 Won't you show us the way  
 B A  
 Future's begun  
 G B  
 So words from my mouth come  
 C B7 E  
 Whispering for your return  
 C B7 E  
 Show us the future's began  
 C D  
 Burning in millenium

SUN!!!

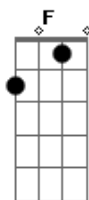
## Acordes



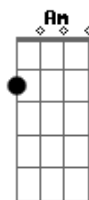
© ukulele-chords.com



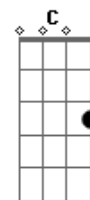
© ukulele-chords.com



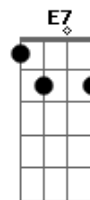
© ukulele-chords.com



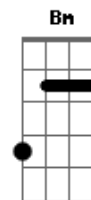
© ukulele-chords.com



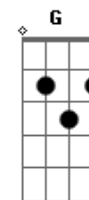
© ukulele-chords.com



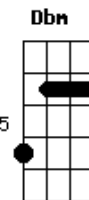
© ukulele-chords.com



© ukulele-chords.com



© ukulele-chords.com



© ukulele-chords.com

**Gb**

© ukulele-chords.com

Detailed description: A 4-string ukulele fretboard diagram for the Gb chord. The strings are numbered 1 to 4 from top to bottom. The 1st string has a bar across the 2nd fret. The 2nd string has a dot at the 2nd fret. The 3rd string has a dot at the 1st fret. The 4th string is open.

**B**

© ukulele-chords.com

Detailed description: A 4-string ukulele fretboard diagram for the B chord. The strings are numbered 1 to 4 from top to bottom. The 1st string has a bar across the 2nd fret. The 2nd string has a dot at the 2nd fret. The 3rd string has a dot at the 1st fret. The 4th string has a dot at the 1st fret.

**A**

© ukulele-chords.com

Detailed description: A 4-string ukulele fretboard diagram for the A chord. The strings are numbered 1 to 4 from top to bottom. The 1st string has a bar across the 2nd fret. The 2nd string has a dot at the 2nd fret. The 3rd string has a dot at the 1st fret. The 4th string has a dot at the 1st fret. There are small diamond symbols above the 3rd and 4th strings.

**E**

© ukulele-chords.com

Detailed description: A 4-string ukulele fretboard diagram for the E chord. The strings are numbered 1 to 4 from top to bottom. The 1st string has a dot at the 1st fret. The 2nd string has a dot at the 1st fret. The 3rd string has a dot at the 1st fret. The 4th string has a dot at the 1st fret.

**Bm7**

© ukulele-chords.com

Detailed description: A 4-string ukulele fretboard diagram for the Bm7 chord. The strings are numbered 1 to 4 from top to bottom. The 1st string has a bar across the 2nd fret. The 2nd string has a dot at the 2nd fret. The 3rd string has a dot at the 1st fret. The 4th string has a dot at the 1st fret.

**Gbm**

© ukulele-chords.com

Detailed description: A 4-string ukulele fretboard diagram for the Gbm chord. The strings are numbered 1 to 4 from top to bottom. The 1st string has a bar across the 2nd fret. The 2nd string has a dot at the 2nd fret. The 3rd string has a dot at the 1st fret. The 4th string has a dot at the 1st fret. There is a small diamond symbol above the 4th string.

**Abm**

© ukulele-chords.com

Detailed description: A 4-string ukulele fretboard diagram for the Abm chord. The strings are numbered 1 to 4 from top to bottom. The 1st string has a dot at the 1st fret. The 2nd string has a dot at the 1st fret. The 3rd string has a dot at the 1st fret. The 4th string has a dot at the 1st fret.

**Bb**

© ukulele-chords.com

Detailed description: A 4-string ukulele fretboard diagram for the Bb chord. The strings are numbered 1 to 4 from top to bottom. The 1st string has a bar across the 2nd fret. The 2nd string has a dot at the 2nd fret. The 3rd string has a dot at the 1st fret. The 4th string has a dot at the 1st fret.

**Fm**

© ukulele-chords.com

Detailed description: A 4-string ukulele fretboard diagram for the Fm chord. The strings are numbered 1 to 4 from top to bottom. The 1st string has a dot at the 1st fret. The 2nd string has a dot at the 1st fret. The 3rd string has a dot at the 1st fret. The 4th string has a dot at the 1st fret. There is a small diamond symbol above the 1st string.

**B7**

© ukulele-chords.com

Detailed description: A 4-string ukulele fretboard diagram for the B7 chord. The strings are numbered 1 to 4 from top to bottom. The 1st string has a bar across the 2nd fret. The 2nd string has a dot at the 2nd fret. The 3rd string has a dot at the 1st fret. The 4th string has a dot at the 1st fret.