

Amy Grant - Find a Way

tom:

Intro: Am7 Em7 F Am7
C C7M G
Am7 Em7 F Am7
C C7M G

[Primeira Parte]

Am7 Em7
You tell me your friends are distant
F Am7 C C7M G
You tell my your man's untrue
Am7 Em7
You tell me that you've been walked on
F G
And how you feel abused

[Pré-Refrão]

F7m Am7 Em7
So you stand here an angry young woman
F7M Am7 Em7
Taking all the pain to heart
F7M Am7 Em7
I hear you saying you want to see changes
F G
But you don't know how to start

[Refrão]

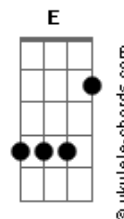
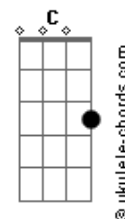
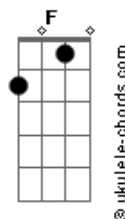
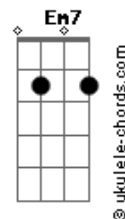

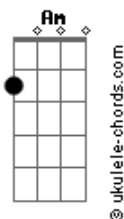
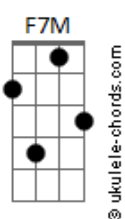
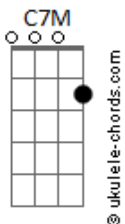
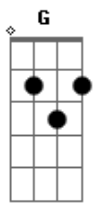
E Gb
Love will find a way (How do you know)
Gb Dbm7
Love will find a way (How can you see)
Gb A
I know it's hard to see the past and
Gb
Still believe
Dbm7 Gbm A B
Love is gonna find a way (I know that)
E Gb
Love will find a way (A way to go)
Gb Dbm7
Love can make a way (Only love can know)
Gb A
Leave behind the doubt
Gb
Love's the only out
Dbm7 A Am
Love will surely find a way

(Am7 Em7 F Am7)
(C C7M G)

[Segunda Parte]

Am7 Em7
I know this life is a strange thing
F Am7 C C7M G
I can't answer all the whys
Am7 Em7
Tragedy always finds me
F G
Taken again by surprise

Acordes



[Pré-Refrão]

F7m Am7 em7
So you stand here an angry young woman
F7M Am7 Em7
Taking all the pain to heart
F7M Am7 Em7
But I know that love can bring changes
F G
And so you've got to move on

[Refrão]

E Gb
Love will find a way (How do you know)
Gb Dbm7
Love will find a way (How can you see)
Gb A
I know it's hard to see the past and
Gb
Still believe
Dbm7 Gbm A B
Love is gonna find a way (I know that)
E Gb
Love will find a way (A way to go)
Gb Dbm7
Love can make a way (Only love can know)
Gb A
Leave behind the doubt
Gb Dbm7
Love's the only out
Dbm7 A B
Love will surely find a way

[Ponte]

G
If our God His Son not sparing
G G
Came to rescue you
A
Is there any circumstance
Gb
That he can't see you through?

[Refrão]

F G7
Love will find a way (How do you know)
Gm7 Dm
Love will find a way (How can you see)
Gm7
I know it's hard to see the past
Am Bb
And still believe
C
Love is gonna find a way (I know that)
F G7
Love will find a way (A way to go)
Gm7 Dm
Love can make a way (Only love can know)
Gm7 Am
Leave behind the doubt
Bb
Love's the only out
C
Love will surely find a way

Gb

© ukulele-chords.com

Detailed description: A 4-string ukulele fretboard diagram for the Gb chord. The strings are numbered 1 to 4 from top to bottom. Fingering: 1st string (G) has a bar across the 2nd fret; 2nd string (B) has a dot at the 2nd fret; 3rd string (D) has a dot at the 2nd fret; 4th string (C) has a dot at the 2nd fret.

Gbn

© ukulele-chords.com

Detailed description: A 4-string ukulele fretboard diagram for the Gbn chord. The strings are numbered 1 to 4 from top to bottom. Fingering: 1st string (G) has a bar across the 2nd fret; 2nd string (B) has a dot at the 2nd fret; 3rd string (D) has a dot at the 2nd fret; 4th string (C) has a dot at the 2nd fret. A diamond symbol is above the 4th string.

Dbn7

© ukulele-chords.com

Detailed description: A 4-string ukulele fretboard diagram for the Dbn7 chord. The strings are numbered 1 to 4 from top to bottom. Fingering: 1st string (D) has a dot at the 2nd fret; 2nd string (F) has a dot at the 2nd fret; 3rd string (A) has a dot at the 2nd fret; 4th string (C) has a dot at the 2nd fret. A diamond symbol is above the 4th string.

A

© ukulele-chords.com

Detailed description: A 4-string ukulele fretboard diagram for the A chord. The strings are numbered 1 to 4 from top to bottom. Fingering: 1st string (A) has a dot at the 2nd fret; 2nd string (C) has a dot at the 2nd fret; 3rd string (E) has a dot at the 2nd fret; 4th string (G) has a dot at the 2nd fret. A diamond symbol is above the 4th string.

B

© ukulele-chords.com

Detailed description: A 4-string ukulele fretboard diagram for the B chord. The strings are numbered 1 to 4 from top to bottom. Fingering: 1st string (B) has a bar across the 2nd fret; 2nd string (D) has a dot at the 2nd fret; 3rd string (F) has a dot at the 2nd fret; 4th string (A) has a dot at the 2nd fret.

G7

© ukulele-chords.com

Detailed description: A 4-string ukulele fretboard diagram for the G7 chord. The strings are numbered 1 to 4 from top to bottom. Fingering: 1st string (G) has a dot at the 2nd fret; 2nd string (B) has a dot at the 2nd fret; 3rd string (D) has a dot at the 2nd fret; 4th string (C) has a dot at the 2nd fret. A diamond symbol is above the 4th string.

Gn7

© ukulele-chords.com

Detailed description: A 4-string ukulele fretboard diagram for the Gn7 chord. The strings are numbered 1 to 4 from top to bottom. Fingering: 1st string (G) has a dot at the 2nd fret; 2nd string (B) has a dot at the 2nd fret; 3rd string (D) has a dot at the 2nd fret; 4th string (C) has a dot at the 2nd fret. A diamond symbol is above the 4th string.

Dn

© ukulele-chords.com

Detailed description: A 4-string ukulele fretboard diagram for the Dn chord. The strings are numbered 1 to 4 from top to bottom. Fingering: 1st string (D) has a dot at the 2nd fret; 2nd string (F) has a dot at the 2nd fret; 3rd string (A) has a dot at the 2nd fret; 4th string (C) has a dot at the 2nd fret. A diamond symbol is above the 4th string.

Bb

© ukulele-chords.com

Detailed description: A 4-string ukulele fretboard diagram for the Bb chord. The strings are numbered 1 to 4 from top to bottom. Fingering: 1st string (B) has a bar across the 2nd fret; 2nd string (D) has a dot at the 2nd fret; 3rd string (F) has a dot at the 2nd fret; 4th string (A) has a dot at the 2nd fret.