

# Amon Amarth - Masters Of War

Tom: **A** (int)| (4x) | (end of riff)

From the Album - **THE CRUSHER**  
Version 1.0 - Oct 2001

Play **B** a couple times, then play Riff **A** again 4x  
Play Riff **B** another couple times

Transcribed by: TerminalX

Riff **C**

For Questions, Comments, Newest Version, or Corrections  
contact  
Phil: at

Gtr 1

NOTE: This is the beef of it.. i don't know all the 2nd guitar Riff **D** (break down..."Masters of war..")  
parts yet.

Little lick to link to next part

- . - palm mute / - slide up to
- \ - slide down to ~ - vibrato
- h - hammer on b - bend
- p - pull off Suffixes for bend
- ph - pinch harmonic

these are the notes for the palm muting - in order  
listen to beat to get it

- see comment r - release t - tap bend
- X - percussion mute ~ - vibrato bend
- @ - slight palm mute - Hold note until next note

After palm muting they play this variation

" - Tremolo until next note

Riff **C** again

Tune Gtr to **B**

Then this riff played once before **C** is played again

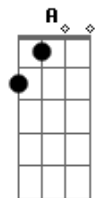
MASTERS OF WAR

Riff **A** (listen to **CD** for rhythm, completely palm muted)

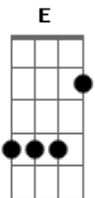
Riff **C**  
Riff **A** until End

Riff **B** (Main riff. int means first time played/starting note) Don't know solo, but that's the beef

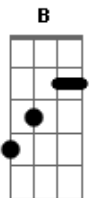
## Acordes



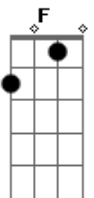
© ukulele-chords.com



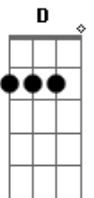
© ukulele-chords.com



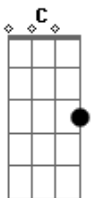
© ukulele-chords.com



© ukulele-chords.com



© ukulele-chords.com



© ukulele-chords.com