


```
-----|-----|
--3-----|---7-----|
--3-----|---7-----|
--1-----|---5-----|

|--3--| |--3--| |--3--| |--3--| |3| |--3--| |--3--| |--3--|
S S E E E E E S S E E E E E E Q S S E E E E E S S E E
E
```

```
-----|-----7h8p7-----
-12h13p12-----|-----10-----12-----
-15-|
-4h5p4---4-5-7-4h5p4---4-----|-4-5\-----9-10-----
----|
|---7-----7---5-7-|-----|
----|
----|
----|
| H H W
----|
----|
|-5-----3-----|-2-----|
----|
|-5-----3-----|-2-----|
----|
|-3-----1-----|-0-----|
----|
```

```
-----|-----|
|--3--| |--3--|
E E E S S E E Q S S S S S S S
-----|-----12-12-12-12-12-12-|
-12h13p12-----|
-13-14-16-----14-----|
-----|
-----|
W
-----|
-----|
-3-----|
-3-----|
-1-----|
```

```
 S S S S S S S S S S S S S S S S S S S S S S S S S S S S S S S
S S S S
|-16-12-13-16-13-12-17-12-12-16-12-12-17-12-12-16-17-12-19-12-
12-16-17-12-|-----|
-----|
-----|
-----|
-----|
-----|
-----|
W
-----|
-----|
-----|
-----|
-----|
-----|
```

```
 S S S S S S S S S S S S S S S S S S S S S S S S S S S
S S S S
```

```
|-19-16-17-19-17-16-20-16-17-19-17-16-20-17-19-20-19-17-22-17-
19-20-19-17--|
-----|
-----|
```

```
-----|
-----|
-----|
-----|
-----|
| H H
-----|
-----|
|---5-----3-----|
-----|
|---5-----3-----|
-----|
|---3-----1-----|
-----|
```

```
Gtr I
a Q Q H W
|-22-24\-----|-----|
-----|
-----|
-----|
-----|
-----|
```

```
Gtr II
PM-----|-----|
-----|
| S S S S S S S S S S S S S S S S S S S S S S S S S S S S S S S
E. S
-----|
-----|
-----|
-----|
-----|
-----|
-----7-----5-----|
-----|
```

```
-----|-----|
-----|-----|
S S S S S S S S S S S S S S S S S S S S S S S S S S S S S S S
-----|
S S S S S S S S S S S S S S S S S S S S S S S S S S S S S S S
-----|
Q Q H W W
-----|
-----|
-----|
```

Duration Legend
- note tied to previous; . - note dotted; .. - note double dotted
Uncapitalized letters represent notes that are staccato (1/2 duration)
Irregular groupings are notated above the duration line
Duration letters will always appear directly above the note/fret number it represents the duration for. Duration letters with no fret number below them represent rests. Multi-bar rests are notated in the form Wxn, where n is the number

of bars to rest for. Low melody durations appear below the staff

Tablature Legend

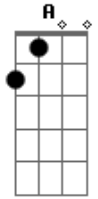
h - hammer-on
p - pull-off
b - bend
pb - pre-bend
r - bend release (if no number after the r, then release immediately)
/\ - slide into or out of (from/to "nowhere")
s - legato slide
S - shift slide
- natural harmonic
n(n) - tapped harmonic
~ - vibrato
tr - trill

T - tap
TP - trem. picking
PM - palm muting
\n/ - tremolo bar dip; n = amount to dip
\n - tremolo bar down
n/ - tremolo bar up
/n\ - tremolo bar inverted dip
= - hold bend; also acts as connecting device for hammers/pulls
- volume swell (louder/softer)

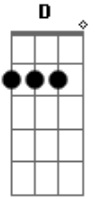
Misc Legend

| - bar
||o - repeat start
o|| - repeat end
: - bar (freetime)
& - Coda

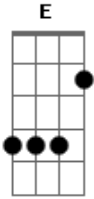
Acordes



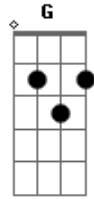
© ukulele-chords.com



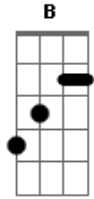
© ukulele-chords.com



© ukulele-chords.com



© ukulele-chords.com



© ukulele-chords.com