

# Aline Barros - Entrega

tom:

Intro: **Dadd9** **Aadd9** **Em7** **G**  
**Dadd9** **Aadd9** **Em7** **G** **Dadd9**

**Dadd9** **Aadd9**

Te dou meu coração

E tudo que há em mim

Entrego meu viver

Por amor a Ti, meu Rei

Meus sonhos rendo a Ti

E meus direitos dou

O orgulho vou trocar pela vida do Senhor

**Bm** **A** **D** **G** **D** **Bm7** **A** **G**

E eu entrego tudo a Ti, tudo a Ti

**Bm** **A** **D** **G** **D** **Bm7** **A** **G**

E eu entrego tudo a Ti, tudo a Ti

( **D** **A** **G** )

( **D** **A** **G** )

**Dadd9** **Aadd9**

Te dou meu coração

E tudo que há em mim

Entrego meu viver

Por amor a Ti, meu Rei

Meus sonhos rendo a Ti

E meus direitos dou

O orgulho vou trocar pela vida do Senhor

**Bm** **A** **D** **G** **D** **Bm7** **A** **G**

E eu entrego tudo a Ti, tudo a Ti

**Bm** **A** **D** **G** **D** **Bm7** **A** **G**

E eu entrego tudo a Ti, tudo a Ti

**D** **A**

Eu canto esta canção

De entrega a Ti, Jesus

E o que o mundo dá

**A** **D**

Eu deixo aos pés da cruz

Por conhecer a Ti

A Teu nome dar louvor

Sentir Tua alegria

Partilhando Tua dor

**Bm** **A** **D** **G** **D** **Bm7** **A** **G**

E eu entrego tudo a Ti, tudo a Ti

**Bm** **A** **D** **G** **D** **Bm7** **A** **G**

E eu entrego tudo a Ti, tudo a Ti

( **D** **A** **Em** **G** )

( **D** **A** )

( **G** **Bm** **A** )

( **D** **A** **Em** **G** )

( **D** **A** **G** )

( **Bm** **A** )

**D** **Gbm** **B** **B7**

A Deus toda a glória

**Em** **Gm7** **A**

A Deus toda a glória

**Gb4** **Gb** **Bm7** **Bm7**

A Deus toda a glória

**E** **A** **A**

Que por nós tanto fez

**D** **Gbm** **B** **B7**

Foi na cruz que salvou-me

**Em** **Gm7** **Aadd9**

Seu poder restaurou-me

**Gb4** **Gb** **Bm7** **E**

A Deus toda a glória

**A** **A** **D** **B** **B**

Para Sempre Amém

**E** **Abm** **Db4** **Db7**

A Deus toda a glória

**Gbm** **Am7** **Badd9**

A Deus toda a glória

**Ab4** **Ab** **Dbm7** **Dbm7**

A Deus toda a glória

**Gb** **B**

Que por nós tanto fez

**E** **Abm** **Db4** **Db7**

Foi na cruz que salvou-me

**Gbm** **G** **Ab** **Am7** **Badd9**

Seu poder restaurou-me

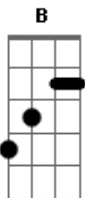
**Ab4** **Ab** **Dbm7** **Gb**

A Deus toda a glória

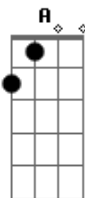
**B** **E**

Para Sempre Amém

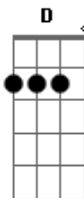
## Acordes



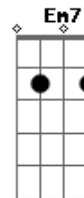
© ukulele-chords.com



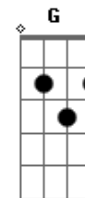
© ukulele-chords.com



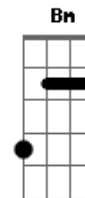
© ukulele-chords.com



© ukulele-chords.com



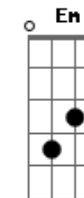
© ukulele-chords.com



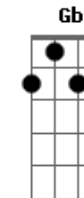
© ukulele-chords.com



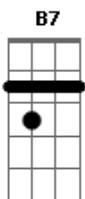
© ukulele-chords.com



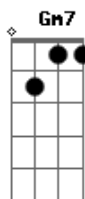
© ukulele-chords.com



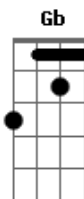
© ukulele-chords.com



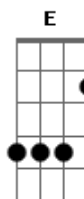
© ukulele-chords.com



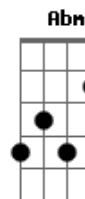
© ukulele-chords.com



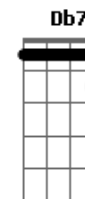
© ukulele-chords.com



© ukulele-chords.com



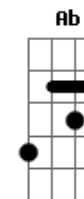
© ukulele-chords.com



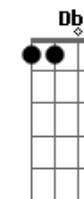
© ukulele-chords.com



© ukulele-chords.com




© ukulele-chords.com



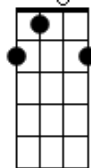
© ukulele-chords.com

**Dadd9**  
ukulele-chords.com



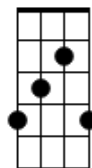
A 4-string ukulele fretboard diagram for the Dadd9 chord. The strings are numbered 1 to 4 from top to bottom. The frets are numbered 1 to 4 from left to right. A thick black bar is drawn across the top two strings (1 and 2) at the first fret. Fingers are placed on the 3rd fret of string 3 and the 2nd fret of string 4.

**Aadd9**  
ukulele-chords.com



A 4-string ukulele fretboard diagram for the Aadd9 chord. The strings are numbered 1 to 4 from top to bottom. The frets are numbered 1 to 4 from left to right. Fingers are placed on the 2nd fret of string 1, the 2nd fret of string 2, and the 2nd fret of string 4. An open circle is shown above the 1st fret of string 3, indicating it should be played open.

**Badd9**  
ukulele-chords.com



A 4-string ukulele fretboard diagram for the Badd9 chord. The strings are numbered 1 to 4 from top to bottom. The frets are numbered 1 to 4 from left to right. Fingers are placed on the 2nd fret of string 1, the 3rd fret of string 2, the 2nd fret of string 3, and the 2nd fret of string 4.