

Air Supply - Every Woman In The World

Tom: D
EVERY WOMAN IN THE WORLD

Album: Lost In Love

Verse 1

A D
Overnight scenes, dinner and wine, Saturday girls

A D
I was never in love never had the time in my hustle and hurry world

Bm E Dbm Gbm
Laughing myself to sleep, waking up lonely

D A E
I needed someone to hold me oh whoa ohh

D A
It's such a crazy old town, it can drag you down til you run out of dreams

D
So you party all night to the music and lights but you don't know what happiness means

Bm Gbm E
I was dancing in the dark with strangers, no love around me

D A E
When suddenly you found me, oh whoa ohh

CHORUS (A means A chord over a Ab bass note):

A A E E A A D
Girl you're every woman in the world to me

Bm D E
You're my fantasy You're my reality

E A A D
Girl you're every woman in the world to me

Db Bm C#sus4
You're everything I need; you're everything to me

Gb
Oh girl

Whole song up a half-step!

Verse 2

Bb Eb
Everything good, everything fine, that's what you are

Eb Bb
So put your hand in mind and together we'll climb as high as the highest star

Cm F Dm

Gm
I'm living a lifetime in every minute that we're together

Eb Bb
F
And I'm stayin' right here forever oh whoa ohh

CHORUS 2

Bb Bb F2 F2 Bb Bb Eb
Girl you're every woman in the world to me

Cm Eb F
You're my fantasy You're my reality

F Bb Bb Eb
Girl you're every woman in the world to me

Cm D D
You're everything I need; you're everything to me

G
Oh girl

another half step!

Up
|
v

CHORUS 3

B B B E
Girl you're every woman in the world to me

Dbm E Gb
You're my fantasy You're my reality

Gb B B E
Girl you're every woman in the world to me

Dbm E
You're everything I need; you're everything to me

REPEAT CHORUS 3 AND FADE (THANKFULLY)

Barre Chord Cheat Sheet (in order of appearance)

A	577655	
D	x57775	
Bm	x24432	
E	022100	
Dbm	x46654	
Gbm	244222	
C#sus4	x46674	
Db	x46664	
Bb	688766	(aka Bb)
Eb	x68886	
Cm	x35543	
F	133211	
F	x 8 10 10 10 8	
Dm	x57765	
Gm	355333	
D	x57785	
D	x57775	(same as above)
G	355433	
B	799877	
E	x79997	
Gb	x 9 11 11 11 9	

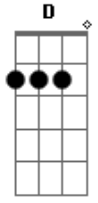
You must learn this using barre chords because of the song's constant upward-spiraling key changes; a barre chord guide is provided

h = hammer-on
p = pull-off
(#) = bend up to this number fret's pitch on the number listed

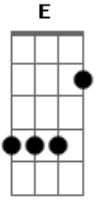
That Opening Lick--This might be a little uncomfortable when it sounds most

interesting, but it makes sense and feels more natural after a few plays.

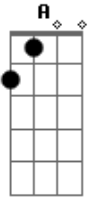
Acordes



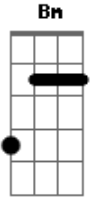
© ukulele-chords.com



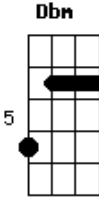
© ukulele-chords.com



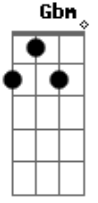
© ukulele-chords.com



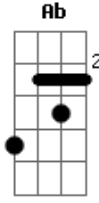
© ukulele-chords.com



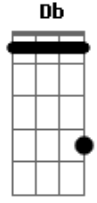
ukulele-chords.com



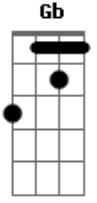
© ukulele-chords.com



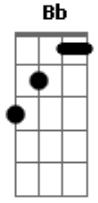
© ukulele-chords.com



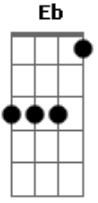
© ukulele-chords.com



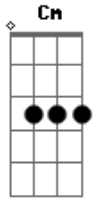
© ukulele-chords.com



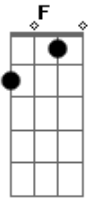
© ukulele-chords.com



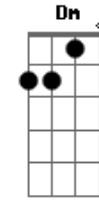
© ukulele-chords.com



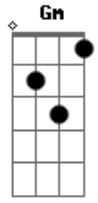
© ukulele-chords.com



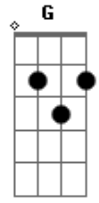
© ukulele-chords.com



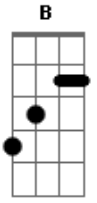
© ukulele-chords.com



© ukulele-chords.com



© ukulele-chords.com



© ukulele-chords.com