



Chorus  
Gtr I

```

4x
||--3-----3-----3-----3-----|3-----3-----3-----3-----
-||
||o-3-----3-----3-----3-----|3-----3-----3-----3-----
o||
||--0-----0-----0-----0-----|0-----0-----0-----0-----
-||
||--0-----0-----0-----0-----|0-----0-----0-----0-----
-||
||o-x-----x-----x-----x-----|x-----x-----x-----x-----
o||
||--3-----3-----3-----3-----|3-----3-----3-----3-----
-||
|
| Gtr II
|
4x
||--3-3-3---3-----3-----3-3-|3-3-3---3-----3-----3-3-|
-||
||o-3-3-3---3-----3-----3-3-|3-3-3---3-----3-----3-3-|
o||
||--0-0-0-3-0-----0-----0-0-|0-0-0-3-0-----0-----0-0-|
-||
||--0-----0-----3-0---3-0-3-----|0-----0-----3-0---3-0-3-----
-||
||o
|
|-----|
|
|-----o||
||
|-----|
|-----||
|
| Out-Chorus
| 4/4
| Gtr I
||--1
|
|---|-0
|
|---|
||o-1
|
|---|-1
|
|---|
||--2
|
|---|-0
|
|---|
||--3
|
|---|-2
|
|---|
||o
|
|-----|-3
|
|---|
||
|-----|
|-----|
|
| Gtr II
||--3-3-3---3-----3-----3-3-|3-3-3---3-----3-----3-3-|
||o-3-3-3---3-----3-----3-3-|3-3-3---3-----3-----3-3-|
||--0-0-0-3-0-----0-----0-0-|0-0-0-3-0-----0-----0-0-|
||--0-----0-----3-0---3-0-3-----|0-----0-----3-0---3-0-3-----
||o
|
|-----|
|-----|

```

```

||
|-----|
|-----|
| 4/4
| Gtr I
||--3-----3-----3-----3-----|3-----3-----3-----3-----
||
||--3-----3-----3-----3-----|3-----3-----3-----3-----
o||
||--0-----0-----0-----0-----|0-----0-----0-----0-----
||
||--0-----0-----0-----0-----|0-----0-----0-----0-----
||
||-x-----x-----x-----x-----|x-----x-----x-----x-----
o||
||--3-----3-----3-----3-----|3-----3-----3-----3-----
||
| Gtr II
|
|3-3-3---3-----3-----3-3-|3-3-3---3-----3-----3-3-|
||
||3-3-3---3-----3-----3-3-|3-3-3---3-----3-----3-3-|
o||
||-0-0-0-3-0-----0-----0-0-|0-0-0-3-0-----0-----0-0-|
||
||-0-----0-----3-0---3-0-3-----|0-----0-----3-0---3-0-3-----
||
|
|-----|
|-----o||
|
|-----|
|-----|
|-----||
|
|-----||
|

```

Tablature Legend

```

-----
h - hammer-on
p - pull-off
b - bend
pb - pre-bend
r - bend release (if no number after the r, then release
immediately)
/\ - slide into or out of (from/to "nowhere")
s - legato slide
S - shift slide
- - - - - natural harmonic
[n] - artificial harmonic
n(n) - tapped harmonic
~ - vibrato
tr - trill
T - tap
TP - trem. picking
PM - palm muting
\n/ - tremolo bar dip; n = amount to dip
\n - tremolo bar down
n/ - tremolo bar up
/n\ - tremolo bar inverted dip
= - hold bend; also acts as connecting device for
hammers/pulls
<> - volume swell (louder/softer)
x - on rhythm slash represents muted slash
o - on rhythm slash represents single note slash

```

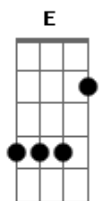
Misc Legend

```

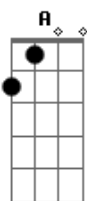
| - bar
|| - double bar
||o - repeat start
o|| - repeat end
| - double bar (ending)
: - bar (freetime)
$ - Segno
& - Coda
Tempo markers - = BPM(8/16=s8/s16), where s8 = swing 8ths,
s16 = swing 16ths

```

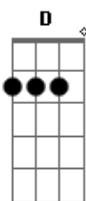
# Acordes



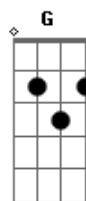
© ukulele-chords.com



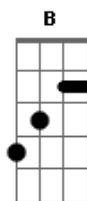
© ukulele-chords.com



© ukulele-chords.com



© ukulele-chords.com



© ukulele-chords.com